



Certificate ID: **56257**

Received: **6/4/19**

Scan QR Code
for authenticity



EB Agribiz LLC

18 Willey St Unit 1

Barre, VT 05641

Attn: Bob Brown

Client Sample ID: **mgel**

Lot Number: **001**

Matrix: **Topical - Lotion**

Authorization:

Jon Podgorni, Lab Manager

Signature:



Date:

6/12/2019



The data contained within this report was collected in accordance with the requirements of ISO/IEC17025:2005. I attest that the information contained within the report has been reviewed for accuracy and checked against the quality control requirements for each method. These results relate only to the test article listed in this report. Reports may not be reproduced except in their entirety.




CN: Cannabinoid Profile & Potency [WI-10-17 & WI-10-17-01]

Analyst: LG

Test Date: 6/10/2019

The client sample was analyzed for plant-based cannabinoids by Liquid Chromatography (LC). The collected data was compared to data collected for certified reference standards at known concentrations.

56257-CN

ID	Weight %	Concentration		
D9-THC	0.02 wt %	0.18 mg/g		
THCV	ND	ND		
CBD	0.44 wt %	4.40 mg/g		
CBDV	ND	ND		
CBG	ND	ND		
CBC	0.02 wt %	0.19 mg/g		
CBN	ND	ND		
THCA	ND	ND		
CBDA	ND	ND		
CBGA	ND	ND		
D8-THC	ND	ND		
exo-THC	ND	ND		
Total	0.48 wt%	4.77 mg/g	0%	Cannabinoids (wt%) 0.4%
Max THC	0.02 wt%	0.18 mg/g		
Max CBD	0.44 wt%	4.40 mg/g		

Ratio of Total CBD to THC 24.6:1

Max THC (and Max CBD) are calculated values for total cannabinoids after heating, assuming complete decarboxylation of the acid to the neutral form. It is calculated based on the weight loss of the acid group during decarboxylation: Max THC = (0.877 x THCA) + THC. This calculation does not include other cannabinoid isomers (eg. D8-THC and exo-THC). ND = None detected above the limits of detection (LLD)

END OF REPORT